Product Datasheet
Product ID: UD29WB

UltraDish™ 29 WB

DISH ANTENNA WITH WIDEBAND PERFORMANCE

UltraDish™ 29 WB is designed for CPE application in 5 & 6 GHz bands with increased gain requirements.

Important Features
- **Wideband performance with 2,225 MHz wideband covering 5 & 6 GHz unlicensed spectrum bands**
- **29 dBi of nominal gain**
- **Excellent VSWR**
- **TwistPort™ waveguide connector. Connect directly to waveguide or use TPA with coaxial connectors**

Industry leading design with innovative materials
- **Built of high grade aluminum for extreme outdoor resistance including harsh salt water environments**
- **All aluminum construction for low weight**
- **UBR mounting bracket with dual pole clamp for better grip**
- **Stainless steel hardware with anti-seize coating**
- **Industry leading ergonomics with integrated handle for easy deployment**
- **Optional side strut for increased wind resistance**
- **Optional radome**

TECHNICAL DATA

Radio Connection	TwistPort™ Waveguide Connector
Antenna Type	Parabolic Dish
Materials	UV Resistant ABS plastic, Aluminium, Stainless Steel
Enviromental	IP65
Pole Mounting Diameter	40-80 mm (1.5-3.1 inch) Recommended as close to 80 mm (3.1 inch) as possible
Temperature	-35°C to +60°C (-31°F to +140°F)
Wind Survival	160 km/h (100 mi/h)
Wind Load	371/42 N - Front/Side at 160 km/h (100 mi/h)
Effective Projected Area	3002/281 cm^2 - Front/Side (465.3/43.5 in^2)
Mechanical Adjustment	± 20° Elevation, ± 20° Azimuth
Weight	4.2 kg / 9.2 lbs – single unit 7.8 kg / 17.2 lbs – single unit incl. package 20.5 kg / 45.2 lbs – 4PACK (4 units) incl. package
Dimensions	Single unit retail box: 735 × 735 × 185 mm (28.9 x 28.9 x 7.2 inch) 4PACK retail box: 735 × 735 × 265 mm (28.9 x 28.9 x 10.4 inch)

PERFORMANCE

Frequency Range	4900 - 7125 MHz Antenna on WG Port Check our online SpecCheck for performance data of the particular combination of feed (TPA) and antenna
Gain	29 dBi
Azimuth Beam Width -3 dB/-6dB	H 5.5°, V 5.5° / H 7.6°, V 7.6°
Elevation Beam Width -3 dB/-6dB	H 5.5°, V 5.5° / H 7.6°, V 7.6°
Beam Efficiency	59 %*
Front-to-Back Ratio	40 dB
VSWR	Check our online SpecCheck for performance data of the particular combination of feed (TPA) and antenna
Polarization	Dual Linear H + V
Impedance	50 Ohm
ETSI	EN 302 217-4 class 1

PRODUCT DIMENSIONS

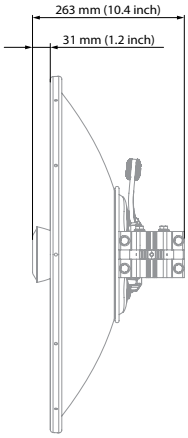

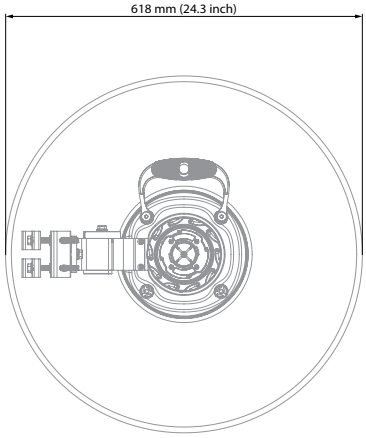

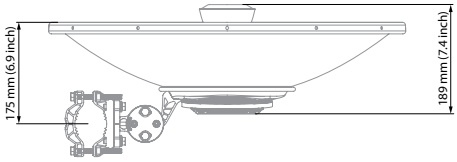

* Beam efficiency defined up to first null

This product was produced under the conditions of a certified management system that meets the requirements of the ISO 9001, ISO 14001 and ISO 45001 standard, while this system was certified by QSCert.

RF elements® and TwistPort™ are trademarks of RF elements s.r.o., Slovakia.
All rights of respective trademark owners reserved. © RF elements 2024

www.rfelements.com

ANTENNA GAIN

Antenna Nominal Gain with Waveguide Port

This graph demonstrates the maximum achievable gain of the antenna in boresight with an ideal waveguide port. As we offer various feeding options, we recommend you to check our SpecCheck for detailed performance graphs and specs of the antennas and feeds of your choice.

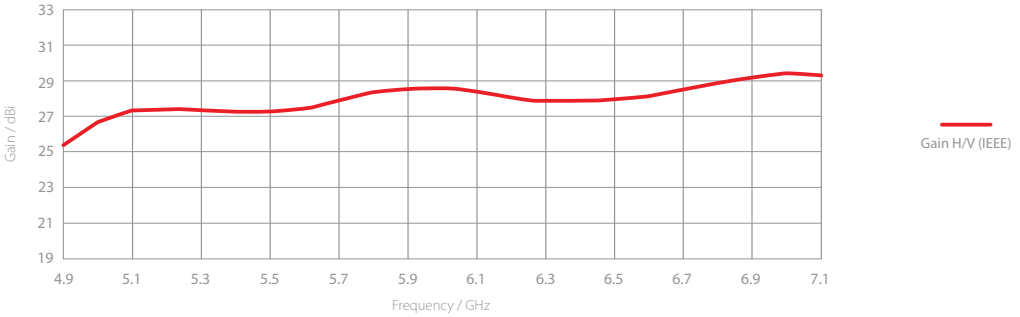

ANTENNA BEAMWIDTH

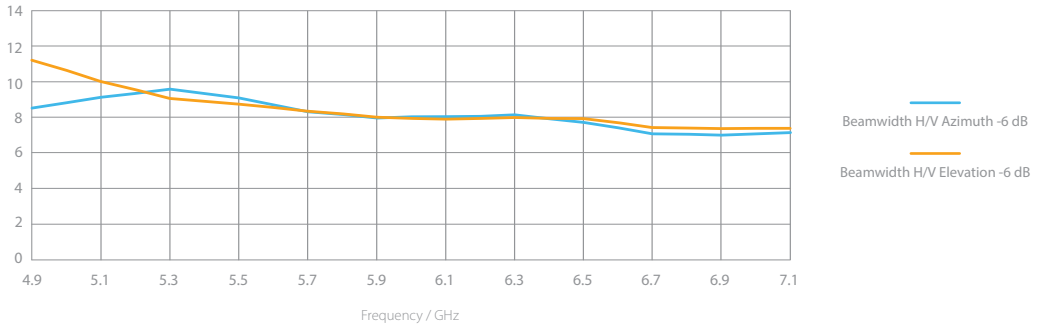

AZIMUTH PATTERN

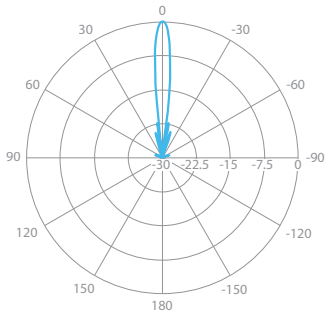

H/V - Port Pattern Azimuth 5.6 GHz

ELEVATION PATTERN

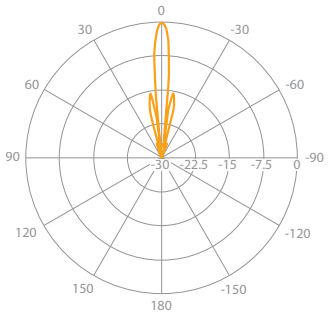

H/V - Port Pattern Elevation 5.6 GHz

This product was produced under the conditions of a certified management system that meets the requirements of the ISO 9001, ISO 14001 and ISO 45001 standard, while this system was certified by QSCert.

RF elements® and TwistPort™ are trademarks of RF elements s.r.o., Slovakia.
All rights of respective trademark owners reserved. © RF elements 2024

www.rfelements.com